

LAMPIRAN

Lampiran 1. Perhitungan Rendeman

Rendeman Ekstrak Daun Pandan

Berat sampel = 200 gram (x)

Berat cawan kosong = 72,87 gram (b)

Berat cawan + sampel = 149 gram (c)

Berat cawan + sisa = 73,66 gram

Berat ekstrak = b-c

$$= 149 \text{ gram} - 72,87 \text{ gram}$$

$$= 76,13 \text{ gram (y)}$$

$$R = \frac{y}{x} \times 100\%$$

$$R = \frac{76,13}{200} \times 100\%$$

$$R = 38,065\%$$

Lampiran 2. Perhitungan Formula

Formula 1

| No | Formula | Konsentrasi | Perhitungan Penimbangan |
|----|-----------------------|-------------|---|
| 1. | Ekstrak daun nangka | 5 | $\frac{5}{100} \times 100 = 5 \text{ gram}$ |
| 2. | Ekstrak daun pandan | 5 | $\frac{5}{100} \times 100 = 5 \text{ gram}$ |
| 4. | CMC | 40 | $\frac{0,25}{100} \times 100 = 0,25 \text{ gram}$ |
| 5. | Natrium lauril sulfat | 0,3 | $\frac{10}{100} \times 100 = 10 \text{ gram}$ |
| 6. | Propilenglikol | 0,2 | $\frac{6}{100} \times 100 = 6 \text{ gram}$ |
| 7. | Menthol | 0,2 | $\frac{0,2}{100} \times 100 = 0,2 \text{ gram}$ |
| 8. | Methyl paraben | 0,2 | $\frac{0,2}{100} \times 100 = 0,2 \text{ gram}$ |
| 9. | Aquadesh | Ad100ml | $100 - 26,65 = 73,35 \text{ ml}$ |

Formula 2

| No | Formula | Konsentrasi | Perhitungan Penimbangan |
|----|-----------------------|-------------|---|
| 1. | Ekstrak daun nangka | 5 | $\frac{5}{100} \times 100 = 5 \text{ gram}$ |
| 2. | Ekstrak daun pandan | 5 | $\frac{5}{100} \times 100 = 5 \text{ gram}$ |
| 4. | CMC | 40 | $\frac{0,50}{100} \times 100 = 0,50 \text{ gram}$ |
| 5. | Natrium lauril sulfat | 0,3 | $\frac{10}{100} \times 100 = 10 \text{ gram}$ |
| 6. | Propilenglikol | 0,2 | $\frac{6}{100} \times 100 = 6 \text{ gram}$ |
| 7. | Menthol | 0,2 | $\frac{0,2}{100} \times 100 = 0,2 \text{ gram}$ |
| 8. | Methyl paraben | 0,2 | $\frac{0,2}{100} \times 100 = 0,2 \text{ gram}$ |
| 9. | Aquadesh | Ad100ml | $100 - 26,9 = 73,1 \text{ ml}$ |

Formula 3

| No | Formula | Konsentrasi | Perhitungan Penimbangan |
|-----------|---------------------------|--------------------|---|
| 1. | Ekstrak daun nangka | 5 | $\frac{5}{100} \times 100 = 5$ gram |
| 2. | Ekstrak daun pandan | 5 | $\frac{5}{100} \times 100 = 5$ gram |
| 4. | CMC | 40 | $\frac{0,75}{100} \times 100 = 0,75$ gram |
| 5. | Natrium lauril sulfate | 0,3 | $\frac{10}{100} \times 100 = 10$ gram |
| 6. | Propilenglikol | 0,2 | $\frac{6}{100} \times 100 = 6$ gram |
| 7. | Menthol | 0,2 | $\frac{0,2}{100} \times 100 = 0,2$ gram |
| 8. | Methyl paraben | 0,2 | $\frac{0,2}{100} \times 100 = 0,2$ gram |
| 9. | Aquadesh | Ad100ml | $100 - 27,15 = 72,85$ ml |

Lampiran 3. Perhitungan Berat Jenis

Formula 1

Replikasi 1

Diketahui : W_0 (piknometer

kosong) = 22,41 gram

W_1 (piknometer isi) =

48,22 gram

Volume piknometer =

25 ml

Ditanya : $\rho = \frac{W_1 - W_0}{V} \dots?$

Jawab :

$$\rho = \frac{W_1 - W_0}{V}$$

$$\rho = \frac{48,22 - 22,41}{25}$$

$$= 1,032 \text{ g/ml}$$

Replikasi 2

Diketahui : W_0 (piknometer

kosong) = 22,41 gram

W_1 (piknometer isi) = 48,21 gram

Volume piknometer =

25 ml

Ditanya : $\rho = \frac{W_1 - W_0}{V} \dots?$

Jawab :

$$\rho = \frac{W1 - W0}{V}$$
$$\rho = \frac{48,21 - 22,41}{25}$$
$$= 1,032 \text{ g/ml}$$

Replikasi 3

Diketahui : W_0 (piknometer kosong) = 22,41 gram

W_1 (piknometer isi) = 48,20 gram

Volume piknometer = 25 ml

Ditanya : $\rho = \frac{W_1 - W_0}{V}$...?

Jawab :

$$\rho = \frac{W_1 - W_0}{V}$$

$$\rho = \frac{48,20 - 22,41}{25}$$

$$= 1,031 \text{ g/ml}$$

Formula 2**Replikasi 1**

Diketahui : W_0 (piknometer kosong) = 22,41 gram

W_1 (piknometer isi) = 48,25 gram

Volume piknometer = 25 ml

Ditanya : $\rho = \frac{W_1 - W_0}{V} \dots?$

Jawab :

$$\rho = \frac{W_1 - W_0}{V}$$

$$\rho = \frac{48,24 - 22,41}{25}$$

$$= 1,0336 \text{ g/ml}$$

Replikasi 2

Diketahui : W_0 (piknometer kosong) = 22,41 gram

W_1 (piknometer isi) = 48,24 gram

Volume piknometer = 25 ml

Ditanya : $\rho = \frac{W_1 - W_0}{V} \dots?$

Jawab :

$$\rho = \frac{W_1 - W_0}{V}$$

$$\rho = \frac{48,24 - 22,41}{25}$$

$$= 1,0332 \text{ g/ml}$$

Replikasi 3

Diketahui : W_0 (piknometer kosong) = 22,41 gram

W_1 (piknometer isi) = 48,25 gram

Volume piknometer = 25 ml

Ditanya : $\rho = \frac{W_1 - W_0}{V} \dots?$

Jawab :

$$\rho = \frac{W_1 - W_0}{V}$$

$$\rho = \frac{48,25 - 22,41}{25}$$

$$= 1,0336\text{g/ml}$$

Formula 3**Replikasi 1**

Diketahui : W_0 (piknometer kosong) = 22,41 gram

W_1 (piknometer isi) = 48,05 gram

Volume piknometer = 25 ml

Ditanya : $\rho = \frac{W_1 - W_0}{V} \dots?$

Jawab :

$$\rho = \frac{W_1 - W_0}{V}$$

$$\rho = \frac{48,05 - 22,41}{25}$$

$$= 1,0256 \text{ g/ml}$$

Replikasi 2

Diketahui : W_0 (piknometer kosong) = 22,41 gram

W_1 (piknometer isi) = 48,06 gram

Volume piknometer = 25 ml

Ditanya : $\rho = \frac{W_1 - W_0}{V} \dots?$

Jawab :

$$\rho = \frac{W_1 - W_0}{V}$$

$$\rho = \frac{48,06 - 22,41}{25}$$

$$= 1,026 \text{ g/ml}$$

Replikasi 3

Diketahui : W_0 (piknometer kosong) = 22,41 gram

W_1 (piknometer isi) = 48,07 gram

Volume piknometer = 25 ml

Ditanya : $\rho = \frac{W_1 - W_0}{V} \dots?$





Jawab :


$$\rho = \frac{W_1 - W_0}{V}$$

$$\rho = \frac{48,07 - 22,41}{25}$$





$$= 1,0264 \text{ g}$$




Lampiran 4. Gambar pembuatan simplisia

| No | Gambar | Keterangan |
|----|---|-------------------------------------|
| 1 |  | Pemilihan Bahan |
| 2 |  | Pencucian dan perajangan |
| 3 |  | Penimbangan berat basah daun pandan |
| 4 |  | Pengeringan daun pandan |




| No | Gambar | Keterangan |
|----|---|--|
| 5 |  | Penimbangan berat kering daun pandan |


Lampiran 5. Gambar pembuatan ekstrak

| No | Gambar | Keterangan |
|----|---|---|
| 1 |  | <p>Penghalusan simplisia</p> |
| 2 |  | <p>Pengayakan simplisia</p> |
| 3 |  | <p>Hasil pengayakan serbuk simplisia</p> |
| 4 |  | <p>Penimbangan serbuk simplisia daun pandan</p> |




| No | Gambar | Keterangan |
|----|---|---------------------------------------|
| 5 |  | Proses meserasi simplisia daun pandan |
| 6 |  | Proses penguapan dan pengentalan |
| 7 |  | Hasil ekstrak daun pandan |



Lampiran 6. Gambar pembuatan sediaan

| No | Gambar | Keterangan |
|----|---|---------------------|
| 1 |  | Penimbangan ekstrak |
| 2 |  | Penimbangan bahan |
| 3 |  | Pencampuran bahan |

| No | Gambar | Keterangan |
|----|---|----------------------|
| 4 |  A photograph showing three bottles of shampoo. The bottle on the left is labeled 'A1', the middle one 'A2', and the right one 'A3'. They are arranged on a light-colored surface in a laboratory or clinical setting. | Hasil sediaan shampo |

Lampiran 7. Gambar uji sifat fisik

| No | Gambar | Keterangan |
|----|---|------------------|
| 1 |  | Uji organoleptik |
| 2 |  | Uji homogenitas |
| 3 |  | Uji tinggi busa |

| No | Gambar | Keterangan |
|----|--|-----------------|
| 4 |  | Uji pH |
| 5 |  | Uji bobot jenis |

CURRICULUM VITAE



Nama : Aish Fitriani
 NIM : 21080011
 Ttl : Tegal, 03 Januari 2003
 Jenis Kelamin : Perempuan
 Alamat : Danawarih Dk. Baturgedong
 No Hp/Wa : 085773477618
 Riwayat Pendidikan
 SD : SDN Danawarih 02
 SMP : MTS Al – Islamiyah
 SMK : SMK Famuba
 DIII : Diploma III Farmasi Politeknik Harapan Bersama
 Judul Penelitian : Formulasi Dan Evaluasi Fisik Sediaan Shampo Kombinasi Ekstrak Daun Nangka (*Artocarpus heterophyllus*) Dan Daun Pandan (*Pandanus amaryllifolius*) Dengan Carboxy Methyl Cellulose Sebagai Viscosity Agent
 Identitas Orang Tua
 Ayah : Wito Suprianto
 Ibu : Rodotun
 Pekerjaan Ayah : Wiraswasta
 Pekerjaan Ibu : Ibu Rumah Tangga
 Alamat : Danawarih Dk. Baturgedong