

LAMPIRAN

Lampiran 1. Laporan Keuangan Kuartal IV 2023 PT Unilever Indonesia Tbk.

| | |
|--|--|
| <p>PT Unilever Indonesia Tbk Laporan Posisi Keuangan 31 Desember 2023 dan 2022</p> <p><i>(Dalam jutaan Rupiah, kecuali dinyatakan lain)</i></p> | <p>PT Unilever Indonesia Tbk Statement of Financial Position 31 December 2023 and 2022</p> <p><i>(Expressed in millions of Rupiah, unless otherwise stated)</i></p> |
|--|--|

| | Catatan/ Notes | 2023 | 2022 | |
|---------------------------------|-------------------|--------------------------|--------------------------|-----------------------------------|
| ASET | | | | ASSETS |
| Aset Lancar | | | | Current Assets |
| Kas dan setara kas | 2c, 3 | 1,020,598 | 502,882 | <i>Cash and cash equivalents</i> |
| Piutang usaha | | | | <i>Trade debtors</i> |
| - Pihak ketiga | 2g, 4 | 2,104,729 | 3,507,072 | <i>Third parties -</i> |
| - Pihak berelasi | 2b, 2g, 4 | 238,283 | 417,427 | <i>Related parties -</i> |
| Uang muka dan piutang lain-lain | | | | <i>Advances and other debtors</i> |
| - Pihak ketiga | | 231,564 | 212,065 | <i>Third parties -</i> |
| - Pihak berelasi | 2b, 7c | 23,074 | 74,246 | <i>Related parties -</i> |
| Persediaan | 2h, 5 | 2,422,044 | 2,625,116 | <i>Inventories</i> |
| Beban dibayar di muka | 2n, 8 | 29,882 | 23,750 | <i>Prepaid expenses</i> |
| Pajak dibayar di muka | 15c | 70,259 | 205,210 | <i>Prepaid taxes</i> |
| Aset yang dimiliki untuk dijual | 2y, 9a, 35 | 51,406 | - | <i>Assets held for sale</i> |
| Jumlah Aset Lancar | | <u>6,191,839</u> | <u>7,567,768</u> | Total Current Assets |
| Aset Tidak Lancar | | | | Non-Current Assets |
| Aset tetap | 2i, 2k, 9a | 9,310,734 | 9,536,027 | <i>Fixed assets</i> |
| Goodwill | 2k, 2l, 11 | 61,925 | 61,925 | <i>Goodwill</i> |
| Aset takberwujud | 2k, 2m, 12 | 399,468 | 447,059 | <i>Intangible assets</i> |
| Aset hak-guna | 2j, 2k, 10 | 616,061 | 627,048 | <i>Right-of-use assets</i> |
| Aset tidak lancar lainnya | | 84,059 | 78,287 | <i>Other non-current assets</i> |
| Jumlah Aset Tidak Lancar | | <u>10,472,247</u> | <u>10,750,346</u> | Total Non-Current Assets |
| JUMLAH ASET | | <u>16,664,086</u> | <u>18,318,114</u> | TOTAL ASSETS |

Catatan atas laporan keuangan terlampir merupakan bagian yang tidak terpisahkan dari laporan keuangan ini.

The accompanying notes to the financial statements form an integral part of these financial statements.

PT Unilever Indonesia Tbk
Laporan Posisi Keuangan
31 Desember 2023 dan 2022

(Dalam jutaan Rupiah, kecuali dinyatakan lain)

PT Unilever Indonesia Tbk
Statement of Financial Position
31 December 2023 and 2022

(Expressed in millions of Rupiah, unless otherwise stated)

| | Catatan/ Notes | 2023 | 2022 | |
|--|-------------------|-------------------|-------------------|--|
| EKUITAS | | | | EQUITY |
| Modal saham | | | | Share capital |
| (Modal dasar, seluruhnya ditempatkan dan disetor penuh: 38.150.000.000 saham biasa dengan nilai nominal Rp2 (nilai penuh) per saham) | | | | (Authorised, issued and fully paid-up: 38,150,000,000 common shares with par value of Rp2 (full amount) per share) |
| | 21, 19 | 76,300 | 76,300 | |
| Tambahan modal disetor | 21, 20, 21 | 96,000 | 96,000 | Additional paid-in capital |
| Saldo laba yang dicadangkan | 23 | 15,260 | 15,260 | Appropriated retained earnings |
| Saldo laba yang belum dicadangkan | | 3,193,678 | 3,809,696 | Unappropriated retained earnings |
| JUMLAH EKUITAS | | 3,381,238 | 3,997,256 | TOTAL EQUITY |
| JUMLAH LIABILITAS DAN EKUITAS | | 16,664,086 | 18,318,114 | TOTAL LIABILITIES AND EQUITY |

Catatan atas laporan keuangan terlampir merupakan bagian yang tidak terpisahkan dari laporan keuangan ini.

The accompanying notes to the financial statements form an integral part of these financial statements.

PT Unilever Indonesia Tbk
Laporan Laba Rugi dan
Penghasilan Komprehensif Lain
Untuk Tahun-Tahun yang Berakhir pada
31 Desember 2023 dan 2022

(Dalam jutaan Rupiah, kecuali dinyatakan lain)

PT Unilever Indonesia Tbk
Statement of Profit or Loss and
Other Comprehensive Income
For The Years Ended
31 December 2023 and 2022

(Expressed in millions of Rupiah, unless otherwise stated)

| | 2023 | Catatan/ Notes | 2022 | |
|---|-------------------|-------------------|-------------------|---|
| Penjualan bersih | 38,611,401 | 2b, 2o, 24 | 41,218,881 | Net sales |
| Harga pokok penjualan | (19,416,887) | 2b, 2o, 25 | (22,153,944) | Cost of goods sold |
| LABA BRUTO | 19,194,514 | | 19,064,937 | GROSS PROFIT |
| Beban pemasaran dan penjualan | (8,995,650) | 2o, 26a | (8,451,104) | Marketing and selling expenses |
| Beban umum dan administrasi | (3,919,656) | 2b, 2o, 26b | (3,544,052) | General and administration expenses |
| Penghasilan (beban) lain-lain, neto | 75 | | (973) | Other income (expense), net |
| LABA USAHA | 6,279,283 | | 7,068,808 | OPERATING PROFIT |
| Penghasilan keuangan | 28,563 | | 10,206 | Finance income |
| Biaya keuangan | (105,970) | | (85,211) | Finance costs |
| LABA SEBELUM PAJAK PENGHASILAN | 6,201,876 | | 6,993,803 | PROFIT BEFORE INCOME TAX |
| Beban pajak penghasilan | (1,400,936) | 2r, 15a | (1,629,042) | Income tax expense |
| LABA | 4,800,940 | | 5,364,761 | PROFIT |
| (Rugi) penghasilan komprehensif lain | | | | Other comprehensive (loss) income |
| Pos-pos yang tidak akan direklasifikasi ke laba rugi: | | | | Items that will not be reclassified to profit or loss: |
| Pengukuran kembali liabilitas imbalan kerja | (390,843) | 2s, 18 | 189,970 | Remeasurements of employee benefits obligations |
| Pajak terkait atas penghasilan komprehensif lain | 85,985 | 2r, 15b | (41,794) | Related tax on other comprehensive income |
| Jumlah (rugi) penghasilan komprehensif lain, neto | (304,858) | | 148,176 | Total other comprehensive (loss) income, net |
| JUMLAH PENGHASILAN KOMPREHENSIF | 4,496,082 | | 5,512,937 | TOTAL COMPREHENSIVE INCOME |
| Laba sebelum bunga, pajak, penyusutan dan amortisasi (EBITDA) | 7,232,830 | 36 | 8,122,793 | Earnings before interest, tax, depreciation and amortization (EBITDA) |
| LABA PER SAHAM DASAR (dinyatakan dalam nilai penuh Rupiah per saham) | 126 | 2v, 28 | 141 | BASIC EARNINGS PER SHARE (expressed in Rupiah full amount per share) |

Catatan atas laporan keuangan terlampir
merupakan bagian yang tidak terpisahkan
dari laporan keuangan ini.

The accompanying notes to the
financial statements form an integral part
of these financial statements.

Lampiran 2. Laporan Keuangan Kuartal IV 2023 PT Fast Food Indonesia Tbk.

The original financial statements included herein are in the Indonesian language.

| PT FAST FOOD INDONESIA TBK DAN ENTITAS ANAKNYA LAPORAN POSISI KEUANGAN KONSOLIDASIAN Tanggal 31 Desember 2023 (Disajikan dalam ribuan Rupiah, kecuali dinyatakan lain) | 31 Desember 2023/ December 31, 2023 | Catatan/ Notes | 31 Desember 2022/ December 31, 2022 | PT FAST FOOD INDONESIA TBK AND ITS SUBSIDIARY CONSOLIDATED STATEMENT OF FINANCIAL POSITION As of December 31, 2023 (Expressed in thousands of Rupiah, unless otherwise stated) |
|---|--|---------------------------|--|---|
| ASET | | | | ASSETS |
| ASET LANCAR | | | | CURRENT ASSETS |
| Kas dan setara kas | 208.855.281 | 2g,2l,4,33 | 548.930.673 | Cash and cash equivalents |
| Piutang lain-lain | | | | Other receivables |
| Pihak ketiga | 283.346.750 | 3,5 | 156.223.057 | Third parties |
| Pihak berelasi | 17.057.637 | 2l,5,29 | 29.978.464 | Related parties |
| Persediaan | 302.914.170 | 2j,3,6 | 346.929.837 | Inventories |
| Biaya dibayar di muka | 25.185.586 | 2m,7 | 80.809.564 | Prepaid expenses |
| Aset lancar lainnya | 110.182.962 | 8 | 109.288.375 | Other current assets |
| Total Aset Lancar | 947.542.386 | | 1.272.159.970 | Total Current Assets |
| ASET TIDAK LANCAR | | | | NON-CURRENT ASSETS |
| Investasi pada entitas asosiasi | 48.632.411 | 2d,9 | 47.705.917 | Investment in associate |
| Aset tetap, neto | 909.284.410 | 2k,3,10 | 618.134.040 | Fixed assets, net |
| Biaya renovasi bangunan sewa ditangguhkan, neto | 625.286.389 | 2l,3,11 | 584.585.219 | Deferred renovation costs of rented buildings, net |
| Beban ditangguhkan, neto | 266.816.883 | 2n,3,12 | 254.024.869 | Deferred charges, net |
| Aset hak-guna, neto | 526.956.593 | 2u,19 | 493.183.750 | Right-of-use assets, net |
| Aset pajak tangguhan, neto | 148.989.862 | 2v,3,16 | 215.914.914 | Deferred tax assets, net |
| Aset tidak lancar lainnya | 437.035.357 | 13 | 336.696.360 | Other non-current assets |
| Total Aset Tidak Lancar | 2.963.001.905 | | 2.550.245.069 | Total Non-current Assets |
| TOTAL ASET | 3.910.544.291 | | 3.822.405.039 | TOTAL ASSETS |

Catatan atas laporan keuangan konsolidasian terlampir merupakan bagian yang tidak terpisahkan dari laporan keuangan konsolidasian secara keseluruhan.

The accompanying notes to the consolidated financial statements form an integral part of these consolidated financial statements.

The original financial statements included herein are in the Indonesian language.

**PT FAST FOOD INDONESIA TBK
DAN ENTITAS ANAKNYA
LAPORAN POSISI KEUANGAN
KONSOLIDASIAN (lanjutan)
Tanggal 31 Desember 2023
(Disajikan dalam ribuan Rupiah,
kecuali dinyatakan lain)**

**PT FAST FOOD INDONESIA TBK
AND ITS SUBSIDIARY
CONSOLIDATED STATEMENT OF
FINANCIAL POSITION (continued)
As of December 31, 2023
(Expressed in thousands of Rupiah,
unless otherwise stated)**

| | 31 Desember 2023/ December 31, 2023 | Catatan/ Notes | 31 Desember 2022/ December 31, 2022 | |
|-------------------------------------|--|-------------------|--|-------------------------------------|
| LIABILITAS DAN EKUITAS | | | | LIABILITIES AND EQUITY |
| LIABILITAS | | | | LIABILITIES |
| LIABILITAS JANGKA PENDEK | | | | CURRENT LIABILITIES |
| Utang usaha | | 14 | | Trade payables |
| Pihak ketiga | 437.514.431 | | 354.446.990 | Third parties |
| Pihak berelasi | 64.917.902 | 2i,29 | 51.904.780 | Related parties |
| Utang lain-lain | | 2i,15,33 | | Other payables |
| Pihak ketiga | 402.118.488 | | 226.185.061 | Third parties |
| Pihak berelasi | 395.037 | 2i,29 | - | Related parties |
| Utang pajak | 132.132.370 | 2v,3,16 | 113.576.901 | Taxes payable |
| Utang bank jangka pendek | 381.432.000 | 17 | 434.600.000 | Short-term bank loans |
| Beban akrual | 112.640.586 | 2r,18 | 182.728.403 | Accrued expenses |
| Bagian lancar atas: | | | | Current maturities of: |
| - liabilitas sewa | 121.651.793 | 2u,3,19 | 108.454.752 | lease liabilities - |
| - pembiayaan konsumen | 14.313.447 | 20 | 15.065.263 | consumer finance loans - |
| - utang bank - jangka panjang | 255.000.000 | 17 | 60.000.000 | long-term bank loans - |
| Bagian lancar liabilitas | | | | Current portion of |
| imbalan kerja | 48.437.669 | 2p,3,21 | 59.470.024 | employee benefits liability |
| Liabilitas jangka pendek lainnya | 490.222 | | 455.771 | Other current liabilities |
| Total Liabilitas Jangka Pendek | 1.971.043.945 | | 1.606.887.945 | Total Current Liabilities |
| LIABILITAS JANGKA PANJANG | | | | NON-CURRENT LIABILITIES |
| Liabilitas sewa | 227.061.310 | 2u,3,19 | 224.462.164 | Lease liabilities |
| Pembiayaan konsumen | 5.544.316 | 20 | 6.292.418 | Consumer finance loans |
| Utang bank- jangka panjang | 249.719.558 | 17 | 200.000.000 | Long-term bank loans |
| Liabilitas imbalan kerja | 733.297.686 | 2p,3,21 | 723.739.768 | Employee benefits liability |
| Total Liabilitas Jangka Panjang | 1.215.622.870 | | 1.154.494.350 | Total Non-current Liabilities |
| Total Liabilitas | 3.186.666.815 | | 2.761.382.295 | Total Liabilities |
| EKUITAS | | | | EQUITY |
| Modal saham - nilai nominal | | | | Share capital - |
| Rp50 (angka penuh) per saham | | | | Rp50 (full amount) per share |
| Modal dasar - | | | | Authorized - |
| 15.960.000.000 saham | | | | 15,960,000,000 shares |
| Modal ditempatkan | | | | Issued and fully paid |
| dan disetor penuh - | | | | share capital - |
| 3.990.277.158 saham | 199.513.858 | 22 | 199.513.858 | 3,990,277,158 shares |
| Tambahan modal disetor | 944.469 | | 944.469 | Additional paid-in capital |
| Dikurangi saham tresuri - | | | | Less costs of treasury stock - |
| 3.208.000 saham | (3.272.525) | 2x,22 | (3.272.525) | 3,208,000 shares |
| Saldo laba | | | | Retained earnings |
| Ditentukan penggunaannya | 15.925.381 | 23 | 15.925.381 | Appropriated |
| Belum ditentukan | | | | Unappropriated |
| penggunaannya | 498.618.472 | | 847.911.561 | Non-controlling interests |
| Kepentingan non-pengendali | 12.147.821 | 24 | - | |
| Total Ekuitas | 723.877.476 | | 1.061.022.744 | Total Equity |
| TOTAL LIABILITAS DAN EKUITAS | 3.910.544.291 | | 3.822.405.039 | TOTAL LIABILITIES AND EQUITY |

Catatan atas laporan keuangan konsolidasian terlampir merupakan bagian yang tidak terpisahkan dari laporan keuangan konsolidasian secara keseluruhan.

The accompanying notes to the consolidated financial statements form an integral part of these consolidated financial statements.

The original financial statements included herein are in the Indonesian language.

**PT FAST FOOD INDONESIA TBK
DAN ENTITAS ANAKNYA
LAPORAN LABA RUGI DAN PENGHASILAN
KOMPREHENSIF LAIN KONSOLIDASIAN
Untuk Tahun yang Berakhir pada Tanggal
31 Desember 2023
(Disajikan dalam ribuan Rupiah,
kecuali dinyatakan lain)**

**PT FAST FOOD INDONESIA TBK
AND ITS SUBSIDIARY
CONSOLIDATED STATEMENT OF
PROFIT OR LOSS
AND OTHER COMPREHENSIVE INCOME
For the Year then Ended
December 31, 2023
(Expressed in thousands of Rupiah,
unless otherwise stated)**

| Tahun yang berakhir pada tanggal 31 Desember/ Year ended December 31, | | | | |
|--|----------------------|-------------------|----------------------|---|
| | 2023 | Catatan/ Notes | 2022 | |
| PENDAPATAN | 5.935.004.692 | 2r,25 | 5.857.474.313 | REVENUES |
| BEBAN POKOK PENJUALAN | (2.269.607.291) | 2r,2i,26,29 | (2.192.746.165) | COST OF GOODS SOLD |
| LABA BRUTO | 3.665.397.401 | | 3.664.728.148 | GROSS PROFIT |
| Beban penjualan dan distribusi | (3.191.954.131) | 2r,2i,27a,29 | (3.029.685.440) | Selling and distribution expenses |
| Beban umum dan administrasi | (788.834.847) | 2r,2i,27b,29 | (744.702.413) | General and administrative expenses |
| Beban operasi lain | (67.698.541) | 2r,27c | (20.870.497) | Other operating expenses |
| Penghasilan operasi lain | 81.155.767 | 2r,2i,27d,29 | 88.266.013 | Other operating income |
| RUGI USAHA | (301.934.351) | | (42.264.189) | OPERATING LOSS |
| Penghasilan keuangan | 6.417.381 | 2r | 7.812.035 | Finance income |
| Pajak final atas penghasilan keuangan | (1.283.476) | 2v | (1.562.407) | Final tax on finance income |
| Beban keuangan | (74.047.896) | 2r,17,19 | (59.154.405) | Finance costs |
| Bagian atas laba entitas asosiasi | 926.494 | 2c,9 | 1.758.873 | Share in profit of associate |
| RUGI SEBELUM PAJAK PENGHASILAN | (369.921.848) | | (93.410.093) | LOSS BEFORE INCOME TAX |
| Pajak penghasilan | (48.290.563) | 2v,16b | 15.962.424 | Income tax |
| RUGI TAHUN BERJALAN | (418.212.411) | | (77.447.669) | LOSS FOR THE YEAR |
| Penghasilan komprehensif lain: | | | | Other comprehensive income: |
| Pos yang tidak akan direklasifikasi ke laba rugi: | | | | Item that will not be reclassified to profit or loss: |
| Laba pengukuran kembali atas liabilitas imbalan kerja | 85.079.347 | 2p,21 | 26.906.565 | Remeasurement gain on employee benefits liability |
| Pajak penghasilan terkait | (18.717.456) | 16c | (5.919.444) | Related income tax |
| Penghasilan komprehensif lain tahun berjalan | 66.361.891 | | 20.987.121 | Other comprehensive income for the year |
| TOTAL RUGI KOMPREHENSIF TAHUN BERJALAN | (351.850.520) | | (56.460.548) | TOTAL COMPREHENSIVE LOSS FOR THE YEAR |

Catatan atas laporan keuangan konsolidasian terlampir merupakan bagian yang tidak terpisahkan dari laporan keuangan konsolidasian secara keseluruhan.

The accompanying notes to the consolidated financial statements form an integral part of these consolidated financial statements.

Lampiran 3. Laporan Keuangan Kuartal IV 2023 PT MAP Boga Adiperkasa Tbk.

PT MAP BOGA ADIPERKASA Tbk DAN ENTITAS ANAK
LAPORAN POSISI KEUANGAN KONSOLIDASIAN
31 DESEMBER 2023, 2022 DAN 1 JANUARI 2022/31 DESEMBER 2021

PT MAP BOGA ADIPERKASA Tbk AND ITS SUBSIDIARIES
CONSOLIDATED STATEMENTS OF FINANCIAL POSITION
DECEMBER 31, 2023, 2022 AND JANUARY 1, 2022/DECEMBER 31, 2021

| Catatan/ Notes | 31 Desember/ December 31, | 31 Desember/ December 31, | 1 Januari 2022/ 31 Desember 2021 | | |
|--|------------------------------|------------------------------|--|-----------------------|--|
| | 2023 | 2022 *) | January 1, 2022/ December 31, 2021 *) | | |
| | Rp Juta/ Rp Million | Rp Juta/ Rp Million | Rp Juta/ Rp Million | | |
| ASET | | | | ASSETS | |
| ASET LANCAR | | | | CURRENT ASSETS | |
| Kas dan setara kas | 5 | 541.263 | 258.251 | 256.175 | Cash and cash equivalents |
| Piutang usaha - bersih | 6 | | | | Trade accounts receivable - net |
| Pihak berelasi | 31 | 24.722 | 26.476 | 21.454 | Related parties |
| Pihak ketiga | | 29.612 | 48.257 | 24.107 | Third parties |
| Piutang lain-lain | | | | | Other accounts receivable |
| Pihak berelasi | 7a,31 | 3.084 | 2.225 | 1.909 | Related parties |
| Pihak ketiga | | 11.901 | 6.577 | 5.734 | Third parties |
| Persediaan - bersih | 8 | 192.808 | 179.559 | 143.855 | Inventories - net |
| Uang muka | | 1.559 | 8.046 | 5.000 | Advances |
| Pajak dibayar di muka | 9 | 2.653 | 8.717 | 40.764 | Prepaid taxes |
| Biaya dibayar di muka | 10 | 32.830 | 32.364 | 17.223 | Prepaid expenses |
| Instrumen keuangan derivatif | | 12 | - | 16 | Derivative financial instruments |
| Jumlah Aset Lancar | | 840.444 | 570.472 | 516.237 | Total Current Assets |
| ASET TIDAK LANCAR | | | | | NON-CURRENT ASSETS |
| Aset pajak tangguhan - bersih | 28 | 5.444 | 8.340 | 36.557 | Deferred tax assets - net |
| Aset tetap - bersih | 11 | 1.494.859 | 1.254.165 | 993.080 | Property and equipment - net |
| Aset hak-guna - bersih | 12 | 675.829 | 518.839 | 491.039 | Right-of-use assets - net |
| Biaya lisensi yang ditangguhkan - bersih | 13 | 116.810 | 107.810 | 94.481 | Deferred license fees - net |
| Uang jaminan | 14 | 110.965 | 97.637 | 92.603 | Deposits |
| Uang muka pembelian aset tetap | | 371 | 1.013 | 2.333 | Advances for purchases of property and equipment |
| Jumlah Aset Tidak Lancar | | 2.404.278 | 1.987.804 | 1.710.093 | Total Non-current Assets |
| JUMLAH ASET | | 3.244.722 | 2.558.276 | 2.226.330 | TOTAL ASSETS |

*) Disajikan kembali (Catatan 2a)

Lihat catatan atas laporan keuangan konsolidasian yang merupakan bagian yang tidak terpisahkan dari laporan keuangan konsolidasian.

*) As restated (Note 2a)

See accompanying notes to consolidated financial statements which are an integral part of the consolidated financial statements.

PT. MAP BOGA ADIPERKASA Tbk DAN ENTITAS ANAK
LAPORAN POSISI KEUANGAN KONSOLIDASIAN
31 DESEMBER 2023, 2022 DAN 1 JANUARI 2022/31 DESEMBER 2021
(Lanjutan)

PT. MAP BOGA ADIPERKASA Tbk AND ITS SUBSIDIARIES
CONSOLIDATED STATEMENTS OF FINANCIAL POSITION
DECEMBER 31, 2023, 2022 AND JANUARY 1, 2022/DECEMBER 31, 2021
(Continued)

| Catatan/ Notes | 31 Desember/ December 31, 2023 | 31 Desember/ December 31, 2022 *) | 1 Januari 2022/ 31 Desember 2021/ January 1, 2022/ December 31, 2021 *) | | |
|---|--------------------------------------|---|--|-------------------------------|--|
| | Rp Juta/ Rp Million | Rp Juta/ Rp Million | Rp Juta/ Rp Million | | |
| LIABILITAS DAN EKUITAS | | | | LIABILITIES AND EQUITY | |
| LIABILITAS JANGKA PENDEK | | | | CURRENT LIABILITIES | |
| Utang usaha kepada pihak ketiga | 15 | 225.832 | 270.287 | 193.985 | Trade accounts payable to third parties |
| Utang lain-lain | | | | | Other accounts payable |
| Pihak berelasi | 7b,31 | 18.616 | 16.604 | 13.683 | Related parties |
| Pihak ketiga | 16 | 385.690 | 285.231 | 225.803 | Third parties |
| Utang pajak | 17 | 63.490 | 83.130 | 57.403 | Taxes payable |
| Biaya yang masih harus dibayar | 18 | 120.243 | 138.014 | 112.625 | Accrued expenses |
| Pendapatan diterima di muka | 19 | 86.614 | 88.414 | 66.901 | Unearned income |
| Liabilitas jangka panjang yang jatuh tempo dalam satu tahun | | | | | Current maturities of long-term liabilities |
| Utang pembelian kendaraan | | 1.119 | 486 | 356 | Liabilities for purchase of vehicles |
| Liabilitas sewa | 20 | 258.371 | 190.121 | 223.326 | Lease liabilities |
| Instrumen keuangan derivatif | | 1.051 | 371 | 387 | Derivative financial instruments |
| Jumlah Liabilitas Jangka Pendek | | <u>1.161.026</u> | <u>1.072.658</u> | <u>894.469</u> | Total Current Liabilities |
| LIABILITAS JANGKA PANJANG | | | | | NON-CURRENT LIABILITIES |
| Liabilitas jangka panjang - setelah dikurangi bagian yang jatuh tempo dalam satu tahun | | | | | Long-term liabilities - net of current maturities |
| Utang pembelian kendaraan | | 1.381 | 974 | 15 | Liabilities for purchase of vehicles |
| Liabilitas sewa | 20 | 266.246 | 220.751 | 208.260 | Lease liabilities |
| Jang Jaminan penyewa | | - | 1.181 | 14.464 | Tenants deposits |
| Liabilitas imbalan kerja | 21 | 98.171 | 79.031 | 69.231 | Employee benefits obligation |
| Liabilitas pajak tangguhan - bersih | 28 | 3.375 | 5.341 | 464 | Deferred tax liabilities - net |
| Kewajiban pembongkaran aset | | 27.767 | 26.109 | 24.610 | Asset retirement obligation |
| Jumlah Liabilitas Jangka Panjang | | <u>396.940</u> | <u>333.387</u> | <u>317.044</u> | Total Non-current Liabilities |
| Jumlah Liabilitas | | <u>1.557.966</u> | <u>1.406.045</u> | <u>1.211.513</u> | Total Liabilities |
| EKUITAS | | | | | EQUITY |
| Modal saham - nilai nominal Rp 100 (dalam Rupiah penuh) per saham | | | | | Capital stock - Rp 100 (in full Rupiah) par value per share |
| Modal dasar - 6.868.800.000 saham | | | | | Authorized - 6,868,800,000 shares |
| Modal ditempatkan dan disetor - 2.387.922.900 saham pada 31 Desember 2023 (31 Desember 2022: 2.170.922.900 saham) | 22 | 238.792 | 217.092 | 217.092 | Subscribed and paid-up - 2,387,922,900 shares as of December 31, 2023 (31 December 2022: 2,170,922,900 shares) |
| Tambahan modal disetor - bersih | 23 | 982.564 | 571.691 | 571.691 | Additional paid-in capital - net |
| Modal disetor lainnya | | (1.866) | (1.866) | (1.866) | Other paid-in capital |
| Modal lain-lain - rencana pembelian saham yang ditangguhkan | | 7.759 | 6.879 | 5.956 | Other capital - deferred shares purchase plan |
| Penghasilan komprehensif lain | | 1.078 | 4.655 | 3.582 | Other comprehensive income |
| Saldo laba | | | | | Retained earnings |
| Ditentukan penggunaannya | | 2.000 | 2.000 | 2.000 | Appropriated |
| Tidak ditentukan penggunaannya | | 456.423 | 351.774 | 216.356 | Unappropriated |
| Ekuitas yang dapat Diatribusikan kepada Pemilik Entitas Induk | | <u>1.686.750</u> | <u>1.152.225</u> | <u>1.014.811</u> | Equity Attributable to the Owners of the Company |
| Kepentingan Non-pengendali | | <u>6</u> | <u>6</u> | <u>6</u> | Non-controlling Interest |
| Jumlah Ekuitas | | <u>1.686.756</u> | <u>1.152.231</u> | <u>1.014.817</u> | Total Equity |
| JUMLAH LIABILITAS DAN EKUITAS | | <u>3.244.722</u> | <u>2.558.276</u> | <u>2.226.330</u> | TOTAL LIABILITIES AND EQUITY |

*) Disajikan kembali (Catatan 2a)

*) As restated (Note 2a)

Lihat catatan atas laporan keuangan konsolidasian yang merupakan bagian yang tidak terpisahkan dari laporan keuangan konsolidasian.

See accompanying notes to consolidated financial statements which are an integral part of the consolidated financial statements.

PT MAP BOGA ADIPERKASA Tbk DAN ENTITAS ANAK
LAPORAN LABA RUGI DAN PENGHASILAN
KOMPREHENSIF LAIN KONSOLIDASIAN
UNTUK TAHUN-TAHUN YANG BERAKHIR
31 DESEMBER 2023 DAN 2022

PT MAP BOGA ADIPERKASA Tbk AND ITS SUBSIDIARIES
CONSOLIDATED STATEMENTS OF PROFIT OR LOSS
AND OTHER COMPREHENSIVE INCOME
FOR THE YEARS ENDED
DECEMBER 31, 2023 AND 2022

| | Catatan/ Notes | 2023 Rp Juta/ Rp Million | 2022 *) Rp Juta/ Rp Million | |
|--|-------------------|--------------------------------|-----------------------------------|--|
| PENJUALAN | 24 | 3.999.453 | 3.437.108 | SALES |
| BEBAN POKOK PENJUALAN | 25 | 1.239.058 | 1.084.937 | COST OF SALES |
| LABA KOTOR | | 2.760.395 | 2.352.171 | GROSS PROFIT |
| Beban penjualan | 26 | (2.254.978) | (1.842.913) | Selling expenses |
| Beban umum dan administrasi | 27 | (334.044) | (290.414) | General and administrative expenses |
| Beban keuangan | | (32.094) | (30.138) | Finance costs |
| Kerugian penghapusan/penjualan aset tetap | 11 | (7.125) | (3.870) | Loss on disposal/sale of property and equipment |
| Keuntungan (kerugian) kurs mata uang asing - bersih | | 5.050 | (9.941) | Gain (loss) on foreign exchange - net |
| Penghasilan bunga | | 8.342 | 2.508 | Interest income |
| (Kerugian) keuntungan lain-lain - bersih | | (1.162) | 8.341 | Other (losses) gains - net |
| LABA SEBELUM PAJAK | | 144.384 | 185.744 | INCOME BEFORE TAX |
| BEBAN PAJAK PENGHASILAN - BERSIH | 28 | (39.735) | (50.326) | INCOME TAX EXPENSE - NET |
| LABA BERSIH TAHUN BERJALAN | | 104.649 | 135.418 | NET INCOME FOR THE YEAR |
| PENGHASILAN (KERUGIAN) KOMPREHENSIF LAIN, SETELAH PAJAK PENGHASILAN | | | | OTHER COMPREHENSIVE INCOME (LOSS), NET OF INCOME TAX |
| Pos yang tidak akan direklasifikasi ke laba rugi: | | | | Item that will not be reclassified subsequently to profit or loss: |
| Pengukuran kembali atas liabilitas imbalan pasti | 21,28 | (3.577) | 1.073 | Remeasurement of defined benefits obligation |
| JUMLAH PENGHASILAN KOMPREHENSIF TAHUN BERJALAN | | 101.072 | 136.491 | TOTAL COMPREHENSIVE INCOME FOR THE YEAR |
| LABA TAHUN BERJALAN YANG DAPAT DIATRIBUSIKAN KEPADA: | | | | INCOME FOR THE YEAR ATTRIBUTABLE TO: |
| Pemilik Entitas Induk | | 104.649 | 135.418 | Owners of the Company |
| Kepentingan Non-pengendali | | - | - | Non-controlling Interest |
| Laba Bersih Tahun Berjalan | | 104.649 | 135.418 | Net Income for the Year |
| JUMLAH PENGHASILAN KOMPREHENSIF YANG DAPAT DIATRIBUSIKAN KEPADA: | | | | TOTAL COMPREHENSIVE INCOME ATTRIBUTABLE TO: |
| Pemilik Entitas Induk | | 101.072 | 136.491 | Owners of the Company |
| Kepentingan Non-pengendali | | - | - | Non-controlling Interest |
| Jumlah Penghasilan Komprehensif Tahun Berjalan | | 101.072 | 136.491 | Total Comprehensive Income for the Year |
| LABA PER SAHAM DASAR (dalam Rupiah penuh) | 29 | 46 | 62 | BASIC EARNINGS PER SHARE (in full Rupiah) |

*) Disajikan kembali (Catatan 2a)

*) As restated (Note 2a)

Lihat catatan atas laporan keuangan konsolidasian yang merupakan bagian yang tidak terpisahkan dari laporan keuangan konsolidasian.

See accompanying notes to consolidated financial statements which are an integral part of the consolidated financial statements.

Lampiran 4. Laporan Keuangan Kuartal IV 2023 PT Erajaya Swasembada Tbk.

The original consolidated financial statements included herein are in the Indonesian language.

| | 31 Desember 2023/ December 31, 2023 | Catatan/ Notes | 31 Desember 2022/ December 31, 2022 | |
|--|--|-------------------|---|--|
| PT ERAJAYA SWASEMBADA Tbk DAN ENTITAS ANAKNYA LAPORAN POSISI KEUANGAN KONSOLIDASIAN Tanggal 31 Desember 2023 (Disajikan dalam Ribuan Rupiah, Kecuali Dinyatakan Lain) | | | PT ERAJAYA SWASEMBADA Tbk AND ITS SUBSIDIARIES CONSOLIDATED STATEMENT OF FINANCIAL POSITION As of December 31, 2023 (Expressed in Thousands of Indonesian Rupiah, Unless Otherwise Stated) | |
| ASET | | | | ASSETS |
| ASET LANCAR | | | | CURRENT ASSETS |
| Kas dan setara kas | 1.765.703.214 | 2,4,34,36 | 1.044.182.531 | Cash and cash equivalents |
| Piutang usaha | | 2,3,16,36 | | Trade receivables |
| Pihak ketiga - neto | 1.348.145.743 | 5,28,34 | 1.052.676.507 | Third parties - net |
| Pihak-pihak berelasi - neto | 16.703.039 | 33 | 2.107.475 | Related parties - net |
| Piutang lain-lain | | 2,34,36 | | Other receivables |
| Pihak ketiga - neto | 664.043.395 | 5,28 | 940.000.315 | Third parties - net |
| Pihak-pihak berelasi | 8.374.356 | 33 | 8.548.711 | Related parties |
| | | 2,3,7, | | |
| Persediaan - neto | 8.046.600.374 | 16,26,28 | 6.064.666.608 | Inventories - net |
| Uang muka | 266.523.458 | 8 | 710.345.297 | Advances |
| Biaya dibayar di muka | 23.052.456 | 9 | 8.130.157 | Prepaid expenses |
| Pajak dibayar di muka | 745.553.012 | 31 | 1.332.728.646 | Prepaid taxes |
| Aset keuangan lancar lainnya | 50.954.458 | 2,6,34,36 | 50.053.264 | Other current financial assets |
| Taksiran tagihan pajak penghasilan | 28.902.965 | 31 | 3.636.426 | Estimated claims for tax refund |
| TOTAL ASET LANCAR | 12.964.556.470 | | 11.217.075.937 | TOTAL CURRENT ASSETS |
| ASET TIDAK LANCAR | | | | NON-CURRENT ASSETS |
| Uang muka pembelian aset tetap dan aset takberwujud | 100.488.783 | 10 2,3, | 47.242.438 | Advances for purchase of fixed assets and intangible assets |
| Aset tetap - neto | 2.217.100.783 | 13,16,28 | 1.573.130.834 | Fixed assets - net |
| Aset takberwujud - neto | 821.250.643 | 2,3,14,28 | 874.115.816 | Intangible assets - net |
| Aset hak-guna - neto | 1.593.843.288 | 2,3,15,28 | 1.387.384.112 | Right-of-use assets - net |
| Properti investasi - neto | 13.464.173 | 12 | 14.699.855 | Investment properties - net |
| Aset pajak tangguhan - neto | 205.333.564 | 2,3,31 | 137.814.240 | Deferred tax assets - net |
| Investasi pada entitas asosiasi dan ventura bersama | 464.835.404 | 11,33 | 400.915.606 | Investments in associates and joint ventures |
| Taksiran tagihan pajak penghasilan | 1.906.165.189 | 2,31 | 1.279.531.142 | Estimated claims for tax refund |
| Aset keuangan tidak lancar lainnya | 158.240.709 | 2,6,34,36 | 123.288.530 | Other non-current financial assets |
| Aset tidak lancar lainnya | 2.172.696 | | 3.019.304 | Other non-current assets |
| TOTAL ASET TIDAK LANCAR | 7.482.895.232 | | 5.841.141.877 | TOTAL NON-CURRENT ASSETS |
| TOTAL ASET | 20.447.451.702 | | 17.058.217.814 | TOTAL ASSETS |

Catatan atas laporan keuangan konsolidasian terlampir merupakan bagian integral dari laporan keuangan konsolidasian ini.

The accompanying notes form an integral part of these consolidated financial statements.

The original consolidated financial statements included herein are in the Indonesian language.

| | 31 Desember 2023/ December 31, 2023 | Catatan/ Notes | 31 Desember 2022/ December 31, 2022 | |
|---|--|-------------------|--|---|
| PT ERAJAYA SWASEMBADA Tbk DAN ENTITAS ANAKNYA LAPORAN POSISI KEUANGAN KONSOLIDASIAN (lanjutan) Tanggal 31 Desember 2023 (Disajikan dalam Ribuan Rupiah, Kecuali Dinyatakan Lain) | | | | PT ERAJAYA SWASEMBADA Tbk AND ITS SUBSIDIARIES CONSOLIDATED STATEMENT OF FINANCIAL POSITION (continued) As of December 31, 2023 (Expressed in Thousands of Indonesian Rupiah, Unless Otherwise Stated) |
| LIABILITAS DAN EKUITAS | | | | LIABILITIES AND EQUITY |
| LIABILITAS | | | | LIABILITIES |
| LIABILITAS JANGKA PENDEK | | | | CURRENT LIABILITIES |
| Utang bank jangka pendek | 3.962.990.616 | 2,16,34, 36,37 | 3.491.393.576 | Short-term bank loans |
| Utang usaha | | 2,36,37 | | Trade payables |
| Pihak ketiga | 3.649.434.902 | 17,34 | 2.384.694.180 | Third parties |
| Pihak-pihak berelasi | 21.940.018 | 33 | 16.120.928 | Related parties |
| Utang lain-lain | | 2,36,37 | | Other payables |
| Pihak ketiga | 1.402.119.812 | 17,34 | 1.114.047.357 | Third parties |
| Pihak-pihak berelasi | 2.165.886 | 33 | 97.786.553 | Related parties |
| Beban akrual | 72.188.677 | 2,18, 33,36,37 | 82.584.569 | Accrued expenses |
| Utang pajak | 237.202.150 | 2,19,31 | 1.065.434.142 | Taxes payable |
| Liabilitas imbalan kerja | | | | Short-term employee |
| jangka pendek | 58.935.090 | 2,20,36,37 | 38.529.462 | benefits liabilities |
| Pendapatan diterima di muka | 1.710.250 | 2 | 2.006.369 | Unearned revenue |
| Liabilitas keuangan | | | | Other current financial liabilities |
| jangka pendek lainnya | 9.454.795 | 16 | - | |
| Utang jangka panjang yang | | | | Current maturities |
| akan jatuh tempo dalam | | 2,36,37 | | of long-term debts: |
| waktu satu tahun: | | | | Long-term bank loans |
| Utang bank jangka panjang | 484.171.137 | 16 | 285.477.902 | Lease liabilities |
| Liabilitas sewa | 427.948.374 | 15,30 | 443.013.317 | Consumer financing payables |
| Utang pembiayaan konsumen | 54.702 | 13 | 138.179 | |
| TOTAL LIABILITAS JANGKA PENDEK | 10.330.316.409 | | 9.021.226.534 | TOTAL CURRENT LIABILITIES |
| LIABILITAS JANGKA PANJANG | | | | NON-CURRENT LIABILITIES |
| Utang jangka panjang - | | | | Long-term debts - |
| setelah dikurangi bagian yang | | | | net of current maturities: |
| akan jatuh tempo | | | | Long-term bank loans |
| dalam waktu satu tahun: | | 2,36,37 | | Bonds payable |
| Utang bank jangka panjang | 658.946.252 | 16 | 181.849.144 | Lease liabilities |
| Utang obligasi | 554.581.893 | 2,21 | - | Consumer financing payables |
| Liabilitas sewa | 499.721.441 | 15,30 | 431.346.251 | Defered tax liabilities - net |
| Utang pembiayaan konsumen | - | 13 | 47.974 | Long-term employee |
| Liabilitas pajak tangguhan - neto | 25.186.267 | 2,3,31 | 28.744.769 | benefits liabilities |
| Liabilitas imbalan kerja | | | | |
| jangka panjang | 247.925.825 | 2,3,20 | 192.140.270 | |
| TOTAL LIABILITAS JANGKA PANJANG | 1.986.361.678 | | 834.128.408 | TOTAL NON-CURRENT LIABILITIES |
| TOTAL LIABILITAS | 12.316.678.087 | | 9.855.354.942 | TOTAL LIABILITIES |

Catatan atas laporan keuangan konsolidasian terlampir merupakan bagian integral dari laporan keuangan konsolidasian ini.

The accompanying notes form an integral part of these consolidated financial statements.

The original consolidated financial statements included herein are in the Indonesian language.

**PT ERAJAYA SWASEMBADA Tbk
DAN ENTITAS ANAKNYA
LAPORAN LABA RUGI DAN PENGHASILAN
KOMPREHENSIF LAIN KONSOLIDASIAN
Untuk Tahun yang Berakhir pada Tanggal
31 Desember 2023
(Disajikan dalam Ribuan Rupiah,
Kecuali Dinyatakan Lain)**

**PT ERAJAYA SWASEMBADA Tbk
AND ITS SUBSIDIARIES
CONSOLIDATED STATEMENT OF PROFIT OR LOSS
AND OTHER COMPREHENSIVE INCOME
For the Year Ended
December 31, 2023
(Expressed in Thousands of Indonesian Rupiah,
Unless Otherwise Stated)**

| | Tahun yang Berakhir pada Tanggal 31 Desember/ Year Ended December 31 | | | |
|--|---|----------------------|----------------------|--|
| | 2023 | Catatan/ Notes | 2022 | |
| PENJUALAN NETO | 60.139.405.675 | 2,25,33 | 49.471.483.883 | NET SALES |
| BEBAN POKOK PENJUALAN | (53.691.636.505) | 2,7,26,33 | (44.109.940.328) | COST OF GOODS SOLD |
| LABA BRUTO | 6.447.769.170 | | 5.361.543.555 | GROSS PROFIT |
| Beban penjualan dan distribusi | (2.669.737.679) | 2,15,27 2,5,7,13, | (2.184.089.958) | Selling and distribution expenses General and |
| Beban umum dan administrasi | (2.153.135.109) | 14,20,28 | (1.586.675.809) | administrative expenses |
| Pendapatan lainnya | 293.201.629 | 2,29 | 289.682.196 | Other income |
| Beban lainnya | (72.514.674) | 2 | (87.479.496) | Other expenses |
| LABA USAHA | 1.845.583.337 | | 1.792.980.488 | OPERATING PROFIT |
| Pendapatan keuangan | 18.171.208 | 2 | 9.992.528 | Finance income |
| Biaya keuangan | (601.108.099) | 2,15,16,30 | (289.668.936) | Finance costs |
| Bagian rugi bersih entitas asosiasi dan ventura bersama | (20.831.822) | 2,11 | (15.964.565) | Share in net loss from associates and joint ventures |
| LABA SEBELUM PAJAK PENGHASILAN | 1.241.814.624 | | 1.497.339.515 | PROFIT BEFORE INCOME TAX |
| Beban pajak penghasilan - neto | (384.953.864) | 2,3,31 | (420.784.223) | Income tax expense - net |
| LABA TAHUN BERJALAN | 856.860.760 | | 1.076.555.292 | PROFIT FOR THE YEAR |
| PENGHASILAN (RUGI) KOMPREHENSIF LAIN | | | | OTHER COMPREHENSIVE INCOME (LOSS) |
| Pos-pos yang akan direklasifikasi ke laba rugi: | | | | Items that will be reclassified to profit or loss: |
| Selisih kurs karena penjabaran laporan keuangan | (45.598.024) | | 56.870.084 | Difference in foreign currency translation of financial statements |
| Pajak penghasilan terkait | 10.031.565 | | (16.566.949) | Related income tax |
| Pos-pos yang tidak akan direklasifikasi ke laba rugi: | | | | Items that will not be reclassified to profit or loss: |
| Rugi atas instrumen ekuitas yang ditetapkan pada nilai wajar melalui penghasilan komprehensif lain | (19.193.709) | | - | Loss on equity instruments designated at fair value through other comprehensive income |
| Pengukuran kembali atas program imbangan pasti | (14.040.331) | 20 | (4.559.016) | Remeasurements of defined benefit plans |
| Pajak penghasilan terkait | 2.985.531 | | 1.172.593 | Related income tax |
| Bagian rugi komprehensif lain dari entitas asosiasi dan ventura bersama | (196.921) | 11 | (157.182) | Share in other comprehensive loss from associates and joint ventures |
| PENGHASILAN (RUGI) KOMPREHENSIF LAIN TAHUN BERJALAN, NETO SETELAH PAJAK | (66.011.889) | | 36.759.530 | OTHER COMPREHENSIVE INCOME (LOSS) FOR THE YEAR, NET OF TAX |
| TOTAL PENGHASILAN KOMPREHENSIF TAHUN BERJALAN | 790.848.871 | | 1.113.314.822 | TOTAL COMPREHENSIVE INCOME FOR THE YEAR |

Catatan atas laporan keuangan konsolidasian terlampir merupakan bagian integral dari laporan keuangan konsolidasian ini.

The accompanying notes form an integral part of these consolidated financial statements.

Lampiran 5. Laporan Keuangan Kuartal IV 2023 PT Akasha Wira Internasional Tbk.

*These Financial Statements are originally issued
in Indonesian language*

Ekshibit A Exhibit A

| | 31 Desember/ <i>December 2023</i> | Catatan / <i>Notes</i> | 31 Desember/ <i>December 2022</i> | |
|--|--------------------------------------|---------------------------|--------------------------------------|--|
| PT AKASHA WIRA INTERNATIONAL Tbk LAPORAN POSISI KEUANGAN TANGGAL 31 DESEMBER 2023 <small>(Dinyatakan dalam Jutaan Rupiah, kecuali dinyatakan lain)</small> | | | | PT AKASHA WIRA INTERNATIONAL Tbk STATEMENT OF FINANCIAL POSITION AS OF DECEMBER 31, 2023 <small>(Expressed in Millions of Rupiah, unless otherwise stated)</small> |
| A S E T | | | | A S S E T S |
| ASET LANCAR | | | | CURRENT ASSETS |
| Kas dan setara kas | 753.508 | 2f, 4,32,35 | 377.722 | <i>Cash and cash equivalents</i> |
| Penempatan bank jangka pendek | 10.000 | 2g, 5,35 | 10.000 | <i>Short-term bank placement</i> |
| Investasi jangka pendek | 1.873 | 35 | - | <i>Short-term investment</i> |
| Piutang usaha - neto | 222.758 | 2i, 6,32,35 | 188.937 | <i>Trade receivables - net</i> |
| Piutang non-usaha | 6.244 | 35 | 2.474 | <i>Non-trade receivables</i> |
| Persediaan | 156.327 | 2j,7 | 148.141 | <i>Inventories</i> |
| Uang muka dan biaya dibayar di muka | 79.400 | 2k,8 | 85.873 | <i>Advance payments and prepaid expenses</i> |
| Pajak dibayar dimuka | - | 2k,2u,9 | 2.172 | <i>Prepaid tax</i> |
| Total Aset Lancar | 1.230.110 | | 815.319 | Total Current Assets |
| ASET TIDAK LANCAR | | | | NON-CURRENT ASSETS |
| Aset tetap - neto | 745.409 | 2l, 2n,10 | 708.363 | <i>Fixed assets - net</i> |
| Aset tak berwujud - neto | 168 | 2m, 2n,11 | 944 | <i>Intangible assets - net</i> |
| Uang jaminan | 36.826 | 2o, 12,32,35 | 48.215 | <i>Refundable deposits</i> |
| Investasi pada instrument utang | 72.669 | 2p, 13,35 | 72.741 | <i>Investment in debt instruments</i> |
| Total Aset Tidak Lancar | 855.072 | | 830.263 | Total Non-Current Assets |
| TOTAL ASET | 2.085.182 | | 1.645.582 | TOTAL ASSETS |

Lihat Catatan atas Laporan Keuangan pada Ekshibit E terlampir yang merupakan bagian yang tidak terpisahkan dari Laporan Keuangan secara keseluruhan

See accompanying Notes to the Financial Statements on Exhibit E which are an integral part of the Financial Statements taken as a whole

These Financial Statements are originally issued
in Indonesian language

Ekshibit A/2

Exhibit A/2

PT AKASHA WIRA INTERNATIONAL Tbk
LAPORAN POSISI KEUANGAN
TANGGAL 31 DESEMBER 2023
(Dinyatakan dalam Jutaan Rupiah, kecuali dinyatakan lain)

PT AKASHA WIRA INTERNATIONAL Tbk
STATEMENT OF FINANCIAL POSITION
AS OF DECEMBER 31, 2023
(Expressed in Millions of Rupiah, unless otherwise stated)

| | 31 Desember/ December 2023 | Catatan/ Notes | 31 Desember/ December 2022 | |
|---|-------------------------------|-------------------|-------------------------------|---|
| LIABILITAS DAN EKUITAS | | | | LIABILITIES AND EQUITY |
| LIABILITAS JANGKA PENDEK | | | | CURRENT LIABILITIES |
| Utang usaha | 115.597 | 2q,14,32,35 | 112.266 | Trade payables |
| Utang pajak | 54.577 | 2v,15 | 47.296 | Taxes payable |
| Utang bukan usaha dan akrual | 124.930 | 16,35 | 91.315 | Non - trade payables and accruals |
| Liabilitas imbalan pasca-kerja, bagian jangka pendek | 3.178 | 2t,18 | 2.326 | Post-employment benefits liability, current portion |
| Liabilitas sewa, bagian jangka pendek | 532 | 2s,19,35 | 1.516 | Lease liabilities, current portion |
| Total Liabilitas Jangka Pendek | 298.814 | | 254.719 | Total Current Liabilities |
| LIABILITAS JANGKA PANJANG | | | | NON-CURRENT LIABILITIES |
| Uang jaminan pelanggan | 118 | 17,35 | 39 | Customers' deposits |
| Liabilitas imbalan pasca-kerja, bagian jangka panjang | 38.640 | 2t,18 | 35.097 | Post-employment benefits liability, non-current portion |
| Liabilitas sewa, bagian jangka panjang | 150 | 2s,19,35 | 896 | Lease liabilities, non-current portion |
| Liabilitas pajak tangguhan - neto | 17.652 | 2v,30b | 19.995 | Deferred tax liabilities - net |
| Total Liabilitas Jangka Panjang | 56.560 | | 56.027 | Total Non-Current Liabilities |
| Total Liabilitas | 355.374 | | 310.746 | Total Liabilities |
| Ekuitas | | | | Equity |
| Modal saham | | | | Share capital |
| Modal dasar 2.359.587.200 saham | | | | Authorized capital - 2,359,587,200 shares |
| Modal ditempatkan dan disetor penuh - 589.896.800 saham dengan nilai nominal Rp 1.000 (dalam angka penuh) per saham | 589.897 | 2w,20 | 589.897 | Issued and fully paid capital - 589,896,800 shares with par value of Rp 1,000 (full amount) per share |
| Tambahan modal disetor | 5.068 | 2w,21 | 5.068 | Additional paid-in capital |
| Keuntungan pengukuran kembali liabilitas imbalan pasca kerja, neto | 13.462 | 2t,2x,18 | 14.288 | Gain on remeasurement of post-employment benefit liability, net |
| Saldo laba: | | 2y,22 | | Retained earnings: |
| Dicadangkan | 213.952 | | 213.952 | Appropriated |
| Belum dicadangkan | 907.429 | | 511.631 | Unappropriated |
| Total Ekuitas | 1.729.808 | | 1.334.836 | Total Equity |
| TOTAL LIABILITAS DAN EKUITAS | 2.085.182 | | 1.645.582 | TOTAL LIABILITIES AND EQUITY |

Lihat Catatan atas Laporan Keuangan pada Ekshibit E terlampir yang merupakan bagian yang tidak terpisahkan dari Laporan Keuangan secara keseluruhan

See accompanying Notes to the Financial Statements on Exhibit E which are an integral part of the Financial Statements taken as a whole

Jakarta, Indonesia
27 Maret 2024 / March 27, 2024



Wihardjo Hadiseputro
Direktur Utama / President Director

These Financial Statements are originally issued
in Indonesian language

Ekshibit B

Exhibit B

PT AKASHA WIRA INTERNATIONAL Tbk
LAPORAN LABA RUGI DAN
PENGHASILAN KOMPREHENSIF LAIN
UNTUK TAHUN YANG BERAKHIR PADA TANGGAL 31 DESEMBER 2023
(Dinyatakan dalam Jutaan Rupiah, kecuali dinyatakan lain)

PT AKASHA WIRA INTERNATIONAL Tbk
STATEMENT OF PROFIT OR LOSS AND
OTHER COMPREHENSIVE INCOME
FOR THE YEAR ENDED DECEMBER 31, 2023
(Expressed in Millions of Rupiah, unless otherwise stated)

| | 2023 | Catatan/ Notes | 2022 | |
|---|-------------|-------------------|-------------|--|
| PENJUALAN NETO | 1.525.445 | 2u,23,33 | 1.290.992 | NET SALES |
| BEBAN POKOK PENJUALAN | (714.509) | 2u,24,33 | (620.240) | COST OF GOODS SOLD |
| LABA BRUTO | 810.936 | | 670.752 | GROSS PROFIT |
| Beban penjualan | (257.707) | 2u,25 | (167.012) | Selling expenses |
| Beban umum dan administrasi | (69.199) | 2u,26 | (62.546) | General and administrative expenses |
| Beban lain-lain | (2.064) | 2u,27,33 | (1.635) | Other expenses |
| Penghasilan lain-lain | 2.727 | 2u,27,33 | 12.978 | Other income |
| T o t a l | (326.243) | | (218.215) | T o t a l |
| LABA DARI USAHA | 484.693 | | 452.537 | PROFIT FROM OPERATIONS |
| Penghasilan keuangan | 19.254 | 2u,28,33 | 12.192 | Finance income |
| Beban keuangan | (283) | 2u,29,33 | (421) | Finance expenses |
| N e t o | 18.971 | | 11.771 | N e t |
| LABA SEBELUM BEBAN PAJAK PENGHASILAN | 503.664 | | 464.308 | PROFIT BEFORE INCOME TAX EXPENSE |
| BEBAN PAJAK PENGHASILAN - NETO | (107.866) | 2v,30a,33 | (99.336) | INCOME TAX EXPENSE - NET |
| LABA TAHUN BERJALAN | 395.798 | | 364.972 | PROFIT FOR THE YEAR |
| PENGHASILAN KOMPREHENSIF LAIN | | | | OTHER COMPREHENSIVE INCOME |
| Pos yang tidak akan direklasifikasikan pada laba rugi | | | | Item that will not be reclassified to profit or loss |
| Pengukuran kembali liabilitas imbalan pasca-kerja | (1.059) | 2t | 61 | Remeasurement of post-employment benefits liability |
| Pajak terkait pos yang tidak akan direklasifikasikan: | | | | Tax relating to items that will not be reclassified: |
| Pajak tangguhan tahun ini | 233 | 2v,30a | (14) | Deferred tax for the year |
| Penghasilan (kerugian) komprehensif lain tahun berjalan, setelah pajak | (826) | 18 | 47 | Other comprehensive income (loss) for the year, net of tax |
| TOTAL PENGHASILAN KOMPREHENSIF TAHUN BERJALAN | 394.972 | | 365.019 | TOTAL COMPREHENSIVE INCOME FOR THE YEAR |
| LABA PER SAHAM (dalam angka penuh) | 671 | 2z | 619 | EARNINGS PER SHARE (full amount) |
| RATA-RATA TERTIMBANG JUMLAH SAHAM BEREDAR/DITEMPATKAN (dalam angka penuh) | 589.896.800 | | 589.896.800 | WEIGHTED AVERAGE NUMBER OF OUTSTANDING/ISSUED SHARES (full amount) |

Lihat Catatan atas Laporan Keuangan pada Ekshibit E terlampir
yang merupakan bagian yang tidak terpisahkan
dari Laporan Keuangan secara keseluruhan

See accompanying Notes to the Financial Statements on Exhibit E
which are an integral part of
the Financial Statements taken as a whole

Jakarta, Indonesia
27 Maret 2024/March 27, 2024



Wihardjo Hadiseputro
Direktur Utama / President Director

Lampiran 6 Kartu Bimbingan Tugas Akhir

KARTU BIMBINGAN TUGAS AKHIR










Nama : Sintiya Wulandari
 NIM : 21030075
 Program Studi : D3 Akuntansi
 Judul Tugas Akhir : Analisis Profitabilitas Perusahaan Yang Terdampak Gerakan Boikot Efek Genosida Di Palestina.
 Pembimbing I : Arifia Yasmin, SE, M.Si, AK, CA

| No. | Hari/Tanggal | Materi Bimbingan | Paraf Pembimbing |
|-----|--------------|-----------------------|------------------|
| 1. | 27-12-2023 | ACC judul TA | [Signature] |
| 2. | 20-02-2024 | Pengajuan proposal TA | |
| 3. | 04-03-2024 | Revisi proposal TA | |
| 4. | 20-04-2024 | Revisi proposal TA | [Signature] |
| 5. | 25-04-2024 | ACC proposal TA | [Signature] |
| 6. | 29-05-2024 | Pengajuan Tugas Akhir | [Signature] |
| 7. | 03-06-2024 | Revisi Tugas Akhir | [Signature] |
| 8. | 19-06-2024 | Revisi Tugas Akhir | [Signature] |
| 9. | 27-06-2024 | ACC Tugas Akhir | [Signature] |

Catatan: Konsultasi dengan Dosen Pembimbing masing-masing minimal 8 kali bimbingan.

KARTU BIMBINGAN TUGAS AKHIR

Nama : Sintiya Wulandari
 NIM : 2103.0075
 Program Studi : D3. Akuntansi
 Judul Tugas Akhir : Analisis Profitabilitas Perusahaan Yang Terdampak Gerakan Bpkot Efer Genosida Di Palestina.
 Pembimbing II : Imam Hasan, S.Pd., M.Pd..

| No. | Hari/Tanggal | Materi Bimbingan | Paraf Pembimbing |
|-----|--------------|--|---|
| 1. | 29-12-2023 | See judul |  |
| 2. | 04-01-2024 | Revisi judul |  |
| 3. | 04-03-2024 | Pengajuan Proposal Tugas Akhir |  |
| 4. | 22-04-2024 | Revisi Proposal Tugas Akhir |  |
| 5. | 26-04-2024 | Revisi Proposal dan Acc Proposal Tugas Akhir |  |
| 6. | 31-05-2024 | pengajuan Tugas Akhir |  |
| 7. | 10-06-2024 | Revisi Tugas Akhir |  |
| 8. | 14-06-2024 | Revisi Tugas Akhir |  |
| 9. | 02-07-2024 | Acc Tugas Akhir |  |

Catatan: Konsultasi dengan Dosen Pembimbing masing-masing minimal 8 kali bimbingan.